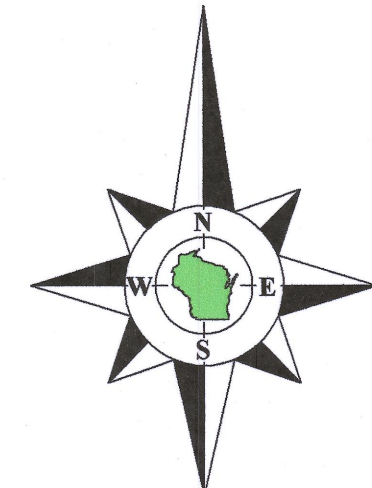



**Lot 9 of Don Jean Estates,**

Surveyed for: **Debra Jogodzinski**  
W5090 Bay Point Drive  
Elkhorn, Wisconsin. 53121



Bearings referenced to the Line between the South 1/4 Corner and the Center of Section 36-4-16, recorded as N0°45'20"E on the plat of Don Jean Estates. Said line recorded as N1°2°44'44" W in the Wisconsin State Plane Coordinate System, South Zone, (NAD-27), a rotation of 2°10'04".

Coordinates are referenced to the Wisconsin State Plane Coordinate System, South Zone, (NAD-27).



- Notes:**
- 1) This Plat of Survey is not certified unless signed and sealed in red ink.
  - 2) This survey is subject to Wisconsin lien laws. This Plat of Survey is the notice of intent to file lien. Lien waiver required.
  - 3) The Survey Date shown on this Plat of Survey is the completion date of the field work.

Copyright ©2020 by Olson Land Surveying, LLC.

All rights reserved. No part of this survey plat may be reproduced or transmitted in any form by any means - graphic, electronic, or mechanical, including photocopying, tracing, or information storage and retrieval systems - without permission in writing from Douglas G. Olson, Olson Land Surveying, LLC.


I hereby certify that I have surveyed the above described property in compliance with Chapter A-E 7 of the Wisconsin Administrative Code and that the map hereon is correct to the best of my professional knowledge and belief and shows the size and location of the property, its exterior boundaries, the location and dimensions of all visible structures thereon, boundary lines, apparent easements and roadways and visible encroachments, if any.

This survey is made for the exclusive use of the present owners of the property, and also those who purchase, mortgage or guarantee title thereto, within one year from the date hereof.

Douglas G. Olson  
Wisconsin Professional Land Surveyor - 2093

**Survey Date:** June 25, 2020.  
**Revisions:**

**Scale in Feet**  
1" = 20'



A horizontal scale bar divided into six equal segments, each labeled with its length in feet: 0', 10', 20', 30', 40', and 60'. The segments alternate between white and black.

45 South Wisconsin Street | P.O. Box 322  
Elkhorn, Wisconsin, 53121  
Telephone: (262) 723-3434  
Facsimile: (262) 723-8044  
Email: [doug@olsonsurveying.com](mailto:doug@olsonsurveying.com)  
Website: [www.olsonsurveying.com](http://www.olsonsurveying.com)

**OLSON**  
LAND SURVEYING, LLC  
Rural | Residential | Commercial

LEGEND: SYMBOLS & ABBREVIATIONS		N	North
■	Found Concrete Corner	N <td>North</td>	North
■	Found Concrete Monument	S <td>South</td>	South
○	Found Iron Pipe	SE	South East
○	Found Iron Rod	SW	South West
○	Set Mag Nail	W	West
○	Found Mag Nail	NE	North East
○	Recorded Information	E	East
○	Utility Pedestal	SE	South East
○	Concrete Cover	SW	South West
○	Septic Vent	W	West
○	Sphalt Surface	NE	North East
○	Concrete Surface	E	East
○	Brick Pavers	SE	South East
○		SW	South West
○		W	West
○		NE	North East
○		E	East
○		SE	South East
○		SW	South West
○		W	West
○		NE	North East
○		E	East
○		SE	South East
○		SW	South West
○		W	West
○		NE	North East
○		E	East
○		SE	South East
○		SW	South West
○		W	West
○		NE	North East
○		E	East
○		SE	South East
○		SW	South West
○		W	West
○		NE	North East
○		E	East
○		SE	South East
○		SW	South West
○		W	West
○		NE	North East
○		E	East
○		SE	South East
○		SW	South West
○		W	West
○		NE	North East
○		E	East
○		SE	South East
○		SW	South West
○		W	West
○		NE	North East
○		E	East
○		SE	South East
○		SW	South West
○		W	West
○		NE	North East
○		E	East
○		SE	South East
○		SW	South West
○		W	West
○		NE	North East
○		E	East
○		SE	South East
○		SW	South West
○		W	West
○		NE	North East
○		E	East
○		SE	South East
○		SW	South West
○		W	West
○		NE	North East
○		E	East
○		SE	South East
○		SW	South West
○		W	West
○		NE	North East
○		E	East
○		SE	South East
○		SW	South West
○		W	West
○		NE	North East
○		E	East
○		SE	South East
○		SW	South West
○		W	West
○		NE	North East
○		E	East
○		SE	South East
○		SW	South West
○		W	West
○		NE	North East
○		E	East
○		SE	South East
○		SW	South West
○		W	West
○		NE	North East
○		E	East
○		SE	South East
○		SW	South West
○		W	West
○		NE	North East
○		E	East
○		SE	South East
○		SW	South West
○		W	West
○		NE	North East
○		E	East
○		SE	South East
○		SW	South West
○		W	West
○		NE	North East
○		E	East
○		SE	South East
○		SW	South West
○		W	West
○		NE	North East
○		E	East
○		SE	South East
○		SW	South West
○			

Sheet 1 of 1 Sheets	Drawing Name:	Job Reference Number <b>2020.063</b>
<b>2020.063</b>		

416-3187